

“BPELanon”: Protect Business Processes on the Cloud

Marigianna Skouradaki¹, Vincenzo Ferme², Frank Leymann¹, Cesare Pautasso², Dieter H. Roller¹

¹*Institute of Architecture of Application Systems, University of Stuttgart, Germany*

²*Faculty of Informatics, University of Lugano (USI), Switzerland*

{skourama,dieter.h.roller,leymann}@iaas.uni-stuttgart.de, {vincenzo.ferme,cesare.pautasso}@usi.ch

Keywords: Anonymization; BPEL; Workflows; Business Processes

Abstract: The advent of Cloud computing supports the offering of many Business Process Management applications on a distributed, per-use basis environment through its infrastructure. Due to the fact that privacy is still an open issue in the Cloud, many companies are reluctant to move their Business Processes on a public Cloud. Since the Cloud environment can be beneficiary for the Business Processes, the investigation of privacy issues needs to be further examined. In order to enforce the Business Process sharing on the Cloud we propose a methodology (“BPELanon”) for the anonymization of Business Processes expressed in the Web Service Business Process Execution Language (BPEL). The method transforms a process to preserve its original structure and run-time behavior, while completely anonymizing its business semantics. In this work we set the theoretical framework of the method and define a five management layers architecture to support its realization. We developed a tool that implements the “BPELanon” method, validate its functionality and evaluate its performance against a collection of real-world process models that were conducted in the scope of research projects.

1 INTRODUCTION

In the recent years the Cloud revolutionized many Information Technologies, one of the affected fields is this of Business Process Management. In this case Cloud environments are used to deploy and execute Business Processes (BP) [Amziani et al., 2012] and provide them as a Service (BPaaS) [Wang et al., 2010] that is provisioned through Platform as a Service (PaaS) [Hahn et al., 2014] solutions. The adoption of a Cloud solution can be targeted on public, private or hybrid Cloud solutions [RightScale, 2014]. However, when outsourcing the BP to the public Cloud consumers lose the control of their data [Chow et al., 2009]. Because of this weakness many companies are reluctant to adopt public Cloud solutions [Ko et al., 2011].

Cloud solutions have been proven more beneficiary for the companies, in comparison to the isolated business model followed by now [Accorsi, 2011]. Therefore, privacy issues on the Cloud are currently discussed in the literature [Bentounsi et al., 2012, Jansen, 2011, Doelitzscher et al., 2010, Anstett et al., 2009]. To reach these objectives we propose a method and implement a tool to anonymize or pseudonymize Business Processes expressed in the Business Process Execution Language (BPEL). The proposed so-

lution produces an anonymized or a pseudonymized BP for safe deployment and execution on the Cloud. The anonymized/pseudonymized BP will maintain its executional and timing behavior. In the case of pseudonymization the output of the executed BP can also be mapped back to the original, non-anonymized version of the BP.

This work has a focus on the BP, which means that the data and Web Services that surround the BP will be simulated in a “dummy” way. Later on, our solution can be extended or combined with already existing solutions for data [Sedayao, 2012, Zhang et al., 2014] and Web Services [Doelitzscher et al., 2010] anonymization to protect the company’s artifacts to the maximum possible degree. The contributions of this work are as follows:

1. identify the requirements of anonymizing or pseudonymization a BP
2. propose a method (“BPELanon”) that identifies the critical attributes and exports the anonymized BP containing the original BPEL BP without its business semantics, but solely its executable structure
3. provide and explain a tool that implements the method introduced
4. validate the tool’s functionality and evaluate its performance through a collection of real-world

BPEL BP that were conducted under the scope of research projects

This paper extends the work described in [Skouradaki et al., 2014] in terms of the realization, validation, and evaluation of a tool that supports “BPELanon” method. It is structured as follows: Section 2 analyzes the requirements and upcoming challenges of the method to be developed; Section 3 describes the design of the method; Section 4 provides a concrete realization of our approach; Section 5 validates the functionality of the “BPELanon” through case studies, and evaluates its performance against 24 real-world BP; Section 6 discusses related work that has been done for anonymization; and Section 7 summarizes and discusses an outlook to future work.

2 APPROACHING THE PROBLEM

2.1 Requirements

The design of “BPELanon” must address the following initial list of requirements identified during our work in various research projects, and especially during our collaboration with industry partners. The main requirement and purpose of method is to:

[R1:PSEUDONYMIZATION/ANONYMIZATION]

Support both pseudonymization and anonymization of BP upon the user’s choice. Pseudonymization is the technique of masking the data, while maintaining ways to the original data [Federal Ministry of Justice, 1990]. On the contrary, anonymization changes the critical data and makes it impossible to trace back the original version of data [Strauch et al., 2012]. Providing the option of pseudonymization makes it possible for the originator to trace bugs or inconsistencies found in the anonymized file, and apply changes to the original.

In order to guarantee the satisfaction of [R1:PSEUDONYMIZATION/ANONYMIZATION] a number of other requirements occur. These can be grouped to requirements that stem from the XML nature of BPEL. XML-specific requirements:

[R2:NO SENSITIVE INFO]

Scramble the company’s sensitive information that can be revealed in activity names, variable names, partner link names, partnerlink type names, port type names, message names, operation names, role names, XSD Element names, namespaces, and XPath expressions. The name choice for these attributes is usually descriptive, and reflects the actual actions to which they correspond. So they can reveal a lot of the BP semantics.

[R3:NO NAMESPACES INFO]

The exported BP must not contain namespace information in incoming links to external web sites that reveal business information (backlinks).

[R4:NO BACKLINK INFO]

The exported BP must not contain names (including activity names, variable names, partner link names, partnerlink type names, message names, operation names, role names, and XSD Element names) with backlinks to business information .

[R5:NO XPATH INFO]

The exported BP must not contain XPath expressions with backlinks to business information. If no custom XPath functions are used, [R5:NO XPATH INFO] is a consequence of requirement [R4:NO BACKLINK INFO].

[R6:NO DOCUMENTATION INFO]

Remove description containers (comments and documentation) that reveal critical information and semantics .

BPEL-specific requirements:

[R7:KEEP STRUCTURE & EXECUTABILITY]

The exported BP must keep the structural information and executability.

[R8:KEEP RUNTIME]

The exported BP must maintain an equivalent run-time behavior.

[R9:KEEP TIMING]

The exported BP must maintain equivalent timing behavior.

The following requirements are related to the renaming method that will be applied:

[R10:PREVENT REVERSE ENGINEERING]

It has to be ensured that the scrambled name prevents reverse engineering to get the original names. For example if data is encrypted with a known function (e.g., RSA, MD5) and we know the used key, then it is easy to obtain the original data.

[R11:AVOID CONFLICTS]

Names must be chosen in a way that conflicts are avoided between the original and exported file. For example an easy name choice would be to change each name with respect to its type followed by an ascending ID. In this case the name of activity “Payment” would have been changed to the name “Activity1”. Nevertheless, this way is not considered safe. “Activity1” could also have been a possible name choice for the original BP as it is a word frequently met in Business Process Management. This would lead to a sequence of conflicts. Which elements named “Activity1” correspond to the anonymized element and which to the one contained in the original BP?

[R12:HUMAN READABLE NAMES]

The names must lead to a human-readable exported file. For example let's assume that we use UUIDs for name choice. That would lead to activity names such as: f81d4fae-7dec-11d0-a765-00a0c91e6bf6. The exported file would not be easy to read for humans.

2.2 Challenges

This section analyzes the challenges that stem from the need to satisfy the requirements described in Section 2.1. Each BP specification is wrapped in a package which is a directory containing all deployment artifacts. At the minimum the directory should contain a deployment descriptor, and one or more process definitions BPEL, Web Service Definition Language (WSDL), and XML Schema Definition Language (XSD) files [Apache Software Foundation, 2013]. Many dependency relations among files as shown in Figure 1 increase the complexity of anonymization as small changes in a file may lead to numerous subsequent changes to other BP artifacts [C1:SUBSEQUENT CHANGES]. The complexity is also increased by the need to remove all sensitive information from the BPEL BP package [C2:NO SENSITIVE INFO]. The renaming method also needs to be carefully examined in order to keep timing, prevent reverse engineering of the anonymization, avoid conflicts between the names, and use human-readable names.

The BPEL-specific requirements reveal a new set of challenges that will be more complex to fulfill. How do data and data specific decisions affect the runtime behavior of the anonymized model? [C4:DATA CHALLENGES]. How is BPEL life-cycle affected by anonymization? [C5:BPEL LIFECYCLE]. To what extent will timing behavior be maintained? [C6:TIMING BEHAVIOUR]. We discuss these challenges in Section 5 and intend to further investigate them in future work.

3 DESIGNING THE METHOD

This section describes the method that is used for developing "BPELanon". Elements in a BPEL file can be divided into three groups:

- Free Elements Group: Elements that need to be anonymized, but are not bound to changes that occurred in other files.
- Externally Bounded Group: Elements that need to be changed because they were bounded with elements that are changed in the WSDL or XSD files.

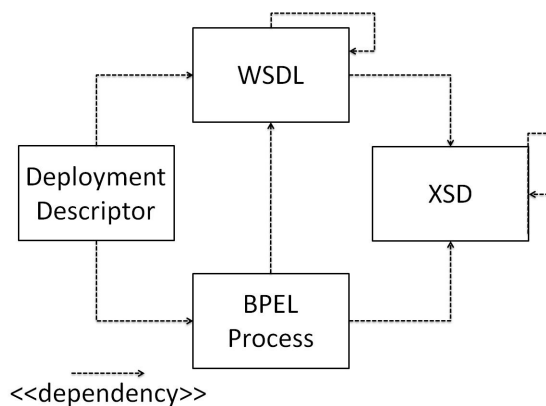


Figure 1: Dependencies of the artifacts of a BPEL BP

- Internally Bounded Group: Elements that need to be changed because they are bounded to other changed elements within the same file. Internally Bounded Groups can be found in both BPEL, XSD and WSDL files.

The anonymization of "Free Elements Group" is trivial, as it can be reduced to string replacement. However, the anonymization of "Externally Bounded Group" and "Internally Bounded Group" are more complex tasks. For its implementation we need a "Registry of Alterations". This is a registry of metadata that is created during the anonymization of a file and logs the occurring changes. It must contain at least the following information: the element's type, and the corresponding attributes' new and old data. The main idea of the anonymization is to scan each artifact of the BPEL BP looking for element attributes that might contain semantics (critical attributes) that need to be scrambled. Then add to the "Registry of Alterations" their old and new value. The information on which attributes are critical can be stored with metadata. Next we scan the documents looking for references to the scrambled elements and update their values. Below we describe the anonymization method for the "Externally Bounded Group".

Anonymization starts with the creation of a metadata schema that reflects the interconnections shown in Figure 1. Next we construct a "Table of References" that shows the relations between a BPEL BP and its WSDL files. This is done by parsing the <bpel:import> annotations of the BPEL file. We then process the WSDL files, which contain the definitions for the artifacts that are referenced in BPEL. We run through each one of the WSDL files in "Table of References" and start anonymizing the attributes of the elements step by step. In order to fulfill [R8:KEEP RUNTIME] the function of anonymization will pick random words of an English

Algorithm 1 Anonymization process of BPEL-WSDL for “WSDL Bounded Group”

```
create TableOfReferences by parsing <bpel:import> annotations of BPEL
for all WSDL files W in tableOfReferences do
  for all elements E in W do
     $a \leftarrow \text{getCriticalAttributes}(E)$ 
    for all a do
      updateRegistryOfAlterations( $E.type, a.type, a.data, "old"$ )
      applyAnonymizationPattern( $a.data$ )
      updateRegistryOfAlterations( $E.type, a.type, a.data, "new"$ )
    end for
  end for
  for all element E in BPEL file do
     $a \leftarrow \text{getCriticalAttributes}(E)$ 
    for all a do
       $resultType \leftarrow \text{findTypeOfInterconnection}(E.type, a.type)$ 
       $a.data \leftarrow \text{getNewValueOfAttribute}(resultType, a.data)$  {from registryOfAlterations}
    end for
  end for
if anonymization then
  delete tableOfReferences
  delete registryOfAlterations
end if
```

Dictionary [WinEdt, 2000] as we argue that a word of well known human language will lead to more readable results with respect of using random strings as IDs. As discussed in Section 2.1 we only focus on the anonymization of critical attributes as not every attribute needs to be anonymized. By maintaining a “Registry of Alterations”, we apply the subsequent changes to the BPEL. We have created an outer loop that repeats this process for each WSDL file. Another option would be to parse all WSDL files and finally apply the changes to BPEL file in one parse. However, WSDL files might have common names and this would lead to more complex solution. We have therefore chosen this safer although most likely more complex in execution time solution.

At the end of the process “Table of References” and “Registry of Alterations” are destroyed if the tool is set to anonymize and not pseudonymize. Algorithm 1 describes the above procedure. For reasons of simplicity it focuses to the anonymization of a BPEL-WSDL set. However, for the anonymization of the complete set of artifacts presented in Figure 1 a similar process needs to be followed. The complete process of the BPEL BP anonymization is realized through the tool described in this paper.

4 REALIZATION

In this section we present the realization approach of the “BPELanon” method presented in the previous section. “BPELanon” is implemented on a Java environment. As shown in Figure 3 the architecture of the realization can be separated in five different management layers. The layer “Interaction Management” refers to the part of the implementation that interacts with the user (i.e. the person that want to anonymize their BP); the layer “File Management” is responsible for the managements of the BP files; the “Anonymize Management” for the execution of the BP anonymization; the “Rename Management” to provide the new words to be used and finally the “Registry Management” to log the changes to a registry.

At this point we will move one step further, to the architectural details and see how the components of the different layers interact with each other for “BPELanon” realization. The components of the “Interaction Management” are realized through a graphical interface. With this the user can navigate through the files of the BPEL BP, configure if he needs anonymization or pseudonymization [R1:PSEUDONYMIZATION/ANONYMIZATION], and finally trigger the selected process. This user interface is depicted in Figure 2.

When the user selects the BP, then the buttons “Anonymize” and “Delete originals” become enabled.

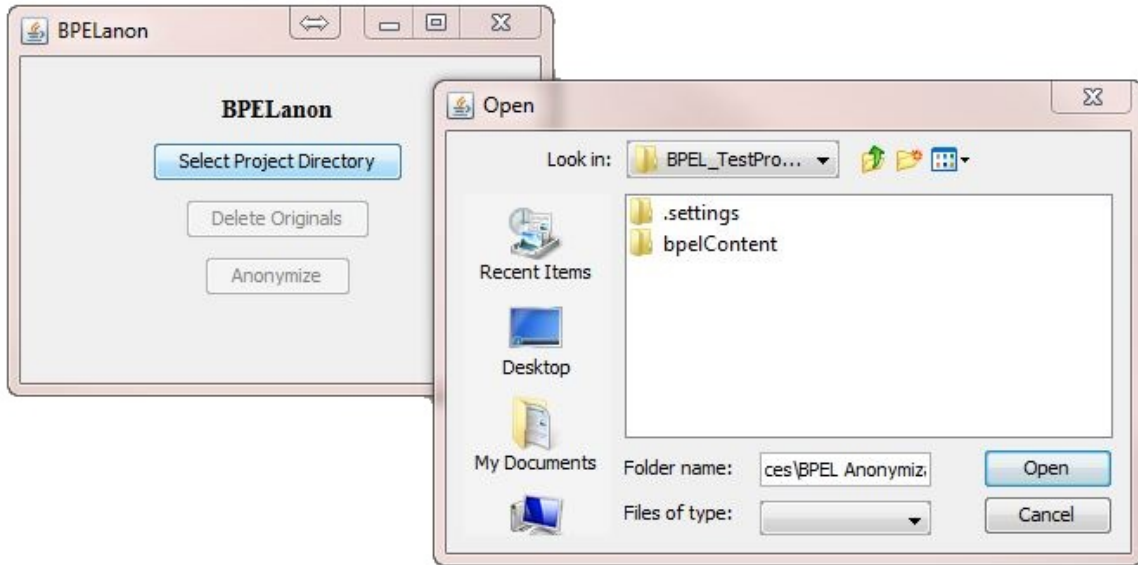


Figure 2: User Interface of the realization of Interaction Management Layer

The user can choose anonymize to scramble the data of a BP (pseudonymize) and “Delete Originals” to lead to complete anonymization of the BPEL BP.

The “Importer” of the interaction layer is responsible for parsing the files, creating the corresponding Java objects, and calculates the “Table of References” that is used to track down the existing dependencies. With the usage of “Table of References” we are achieving consistency in the exported file [R7:KEEP STRUCTURE & EXECUTABILITY]. The mapping of the dependencies as well as the parsed objects are then given to the “Anonymizer” component, which is basically responsible for the anonymization. In order to calculate the critical elements, their attributes, and their dependencies between the files, the layer has a special anonymizer component (BPEL Anonymizer, XPath Anonymizer, WSDL Anonymizer and XSD Anonymizer) for each one of the BP artifacts. The implementation of these components aims to the satisfaction of the requirements [R3:NO NAMESPACES INFO], [R4:NO BACKLINK INFO], [R5:NO XPATH INFO] and [R6:NO DOCUMENTATION INFO].

The “Anonymizer” component, interacts with the “Name Provider” component that is responsible for fetching and providing random new words to the “Anonymizer”. To accomplish its goal the “Name Provider” interacts with an XML database that realizes an English Dictionary retrieved from [WinEdt, 2000]. With this technique we achieve to choose the new names in such way that requirements [R2:NO SENSITIVE INFO],

[R10:PREVENT REVERSE ENGINEERING] and [R12:HUMAN READABLE NAMES] are satisfied. The “Anonymizer” interacts also with the “Registry of Alterations” which as discussed is responsible for logging the applied changes. By “Registry of Alterations” we can achieve pseudonymization [R1:PSEUDONYMIZATION/ANONYMIZATION] as the changes have been recorded. If the registry is deleted then we achieve anonymization. Requirement [R11:AVOID CONFLICTS] is also satisfied through the “Registry of Alterations” component as we track the changes, and do the corresponding checks to avoid conflicts. The anonymizer returns the anonymized files to the “Exporter” component that will finally save the anonymized project and notify the user through the user interface.

The last step of our realization is the execution of the anonymized BPEL BP. As expected, the anonymized BPEL BP is searching to invoke services that are anonymized, and thus nowhere implemented. In order to make the anonymized BP executable we need to create dummy services with respect to the new values. This is implemented through the functionality of creating mock-up services, offered by SOAP UI¹. If the timing information has been initially provided from the provider of the BP, then we can add corresponding timers to the dummy services in order to satisfy [R9:KEEP TIMING]. The demonstration of the executable anonymized BP and evaluation of its time performance are discussed in Section 5.

¹<http://www.soapui.org/>

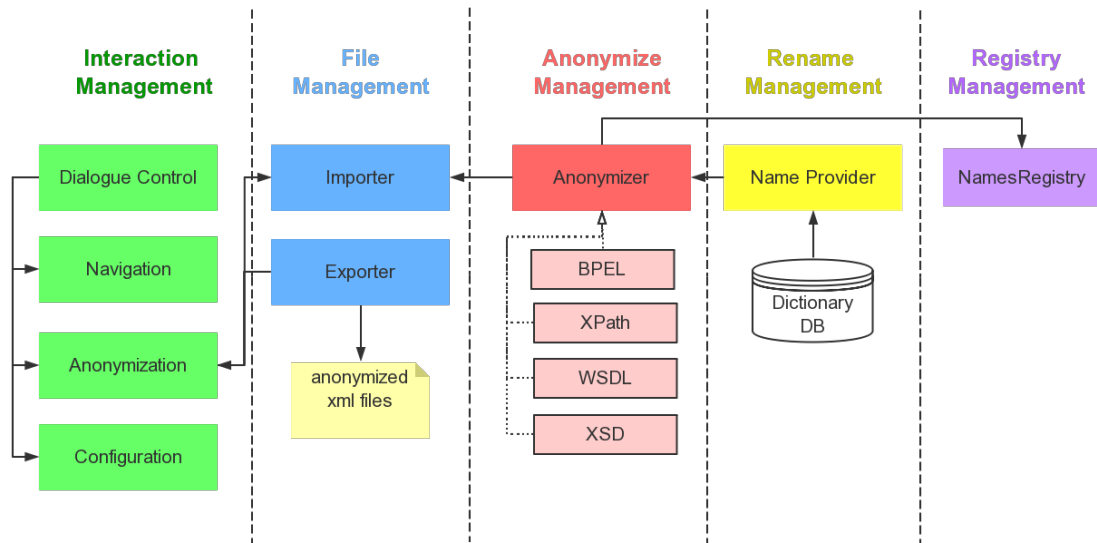


Figure 3: Architecture of “BPELanon” realization

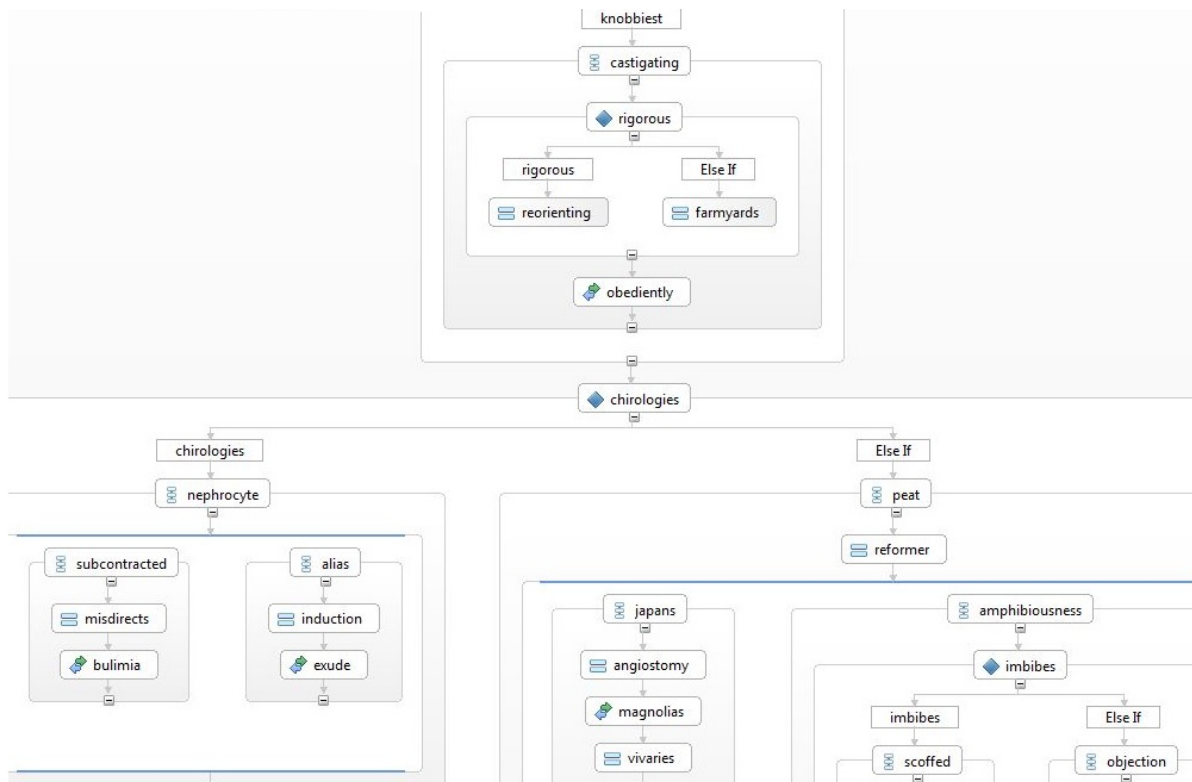


Figure 4: The anonymized real-world BPEL Business Process

5 VALIDATION AND EVALUATION

This section validates realization of the “BPELanon” method through case studies. We visualize the pre-

sented BPEL BP with the BPEL Designer of Eclipse IDE² and for their execution we have used the Apache

²<https://eclipse.org/bpel/>

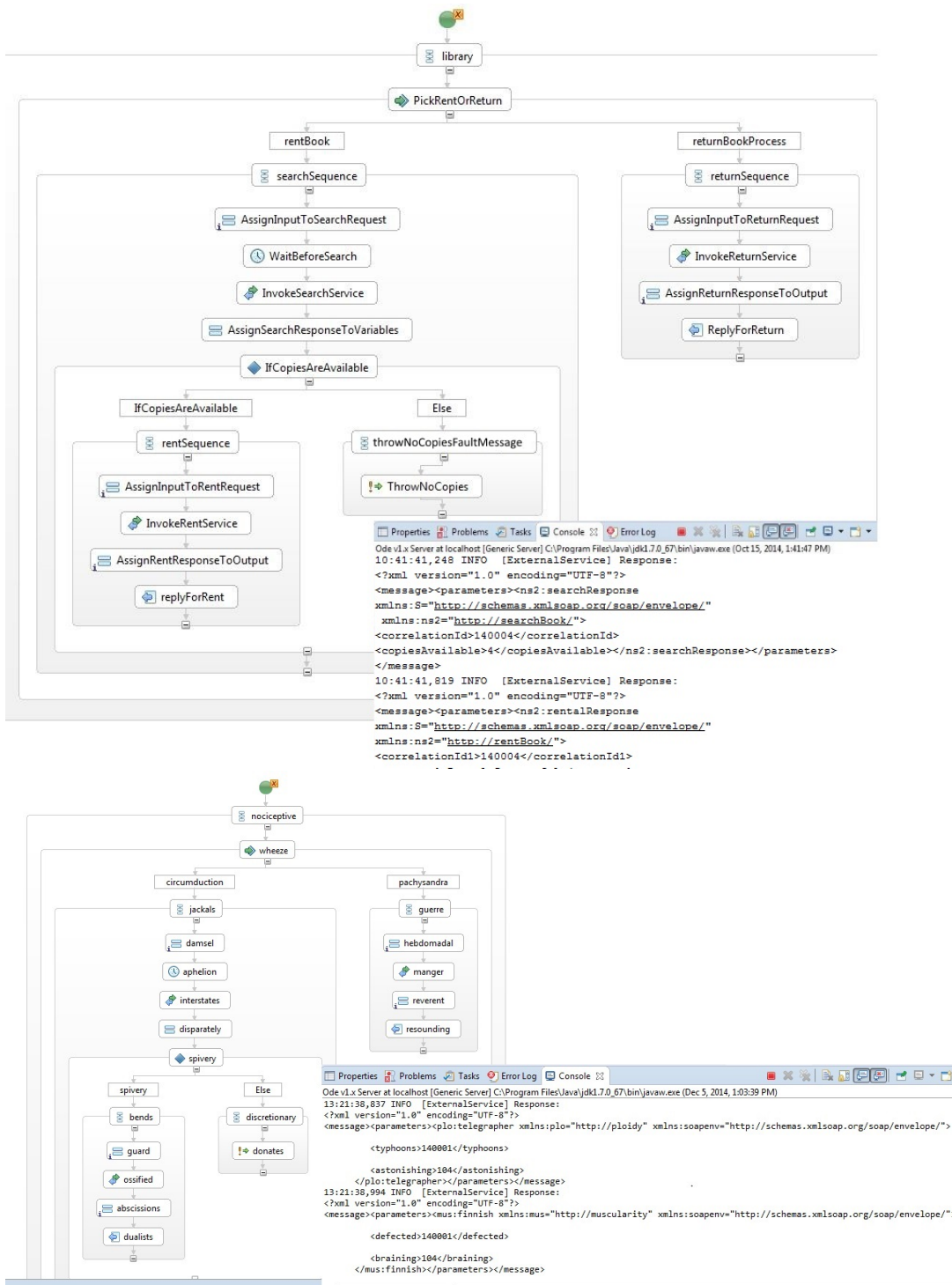


Figure 5: The original and anonymized BPEL Business Process with their execution details

ODE³.

During the validation process we had two limita-

³<http://ode.apache.org/>

tions: a) we are not allowed to publish our real world processes and b) most of the real-world BP that are collected until now are not executable. This is because of the complexity to reproduce their runtime environ-

ment. For this reasons we make the first demonstration through an artificial BP. The original artificial BP is shown on the top part of Figure 5. The anonymized version is shown at the bottom of the figure. This BP represents a library BP through which a user can choose to rent or return a book.

Hence, the BP starts with a “Pick” activity (cf. “PickRentOrReturn”) in which the user chooses the desired action. In the case of book rental the user assigns the ID of the book to rent and the quantity of copies. The BP waits for some seconds. This is because the “InvokeSearchService” is asynchronously invoked, and combined with a correlation activity. The “Search Service” searches for the book and availability of copies and proceeds to the “InvokeRentService” for the book rental. In the case where the book does not exist or there is not sufficient number of copies an exception is thrown. The second flow of the BP “returnBookProcess” represents the return of a book to the library. For this the “ReturnService” is invoked (cf. “InvokeReturnService”) and the message is returned to the user. The full BP package contains the BPEL file, XSD and WSDL files as shown in Figure 6. There are

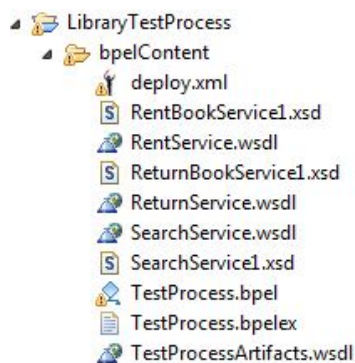


Figure 6: The structure of artifacts of the artificial BPEL BP

also XPath expressions used in many cases. One example is the “IfCopiesAreAvailable” statement, where the number of copies is compared to 0. The window at the bottom of the BP shows an execution run where a book rental is chosen.

Moving to the anonymized version of the BP at the bottom part of Figure 5 we can see the scrambled names [R2:NO SENSITIVE INFO] of the various elements. These correspond to the “Free Elements” group as discussed in Section 2.2.

As seen the names are human-readable [R12:HUMAN READABLE NAMES] and they are completely independent of the originals so reverse engineering is prevented [R10:PREVENT REVERSE ENGINEERING]. The anonymization of the other two groups (“Externally Bounded Group” and “Internally Bounded Group”) are basically shown through the

executability of the BP. Namely, if they are not anonymized consistently the BP cannot be executed.

As seen in Figure 5 the structural information of the BP and its executability (cf. console to the bottom right corner) are preserved. Concerning executability the user still has the option to pick which BP flow to execute, input some data, and get a response. The timer is also not changed, so the timing behavior [R9:KEEP TIMING] is maintained as the rest of the activities are executed right away in both the original and the anonymized BP. The fact that the BP is executable proves that the files are consistently anonymized and that conflicts between the names in the original and anonymized files were avoided [R11:AVOID CONFLICTS]. The anonymization of namespaces (cf. `xmlns:plo="http://ploidy"` in Figure 5) apply to “Externally Bounded Group” as they need to be applied consistently to all types of files (i.e. BPEL, XSD, WSDL). The anonymization of the name of the element in a complex type in XSD file corresponds to the “Internally Bounded Group” (cf. `<defected>` and `<braining>` elements in Figure 5). Finally, as we show in the console the backlinks in the namespaces are also anonymized [R3:NO NAMESPACES INFO],[R4:NO BACKLINK INFO] and [R5:NO XPATH INFO].

As the example shown in Figures 5 has simple structure, we also validate our implementation with a real-world BP shown in Figure 4. The BP is conducted in the scope of a research project and was originally a scientific workflow. The real-world BP are confidential and thus it cannot be shown in original format. For this reason we only provide the anonymized version of the model. Figure 4 shows a selected zoomed-out representative part of the model to demonstrate the anonymization. Despite the structural complexity of the BP it is also anonymized consistently. In the case of “Else if” elements, the name has been also anonymized, but the BPEL designer chooses to show by default the “Else if” keyword to indicate the alternative path.

In order to check the algorithm’s performance we ran our experiments on a notebook equipped with Intel Core i7-3520M CPU and 16GB RAM. The machine is running on Windows 7. As we discussed, we realized the algorithm on a Java environment. For the experiments we have used a set of 24 real-world BP that were conducted in the scope of research projects. Anonymization for each model was executed three times, and the corresponding timings were collected. Figure 7 shows how the algorithm performed for the anonymization of the models. The vertical axis shows the corresponding average execution times of the anonymization runs. The horizontal axis shows the total of XML elements of the BPEL BP artifacts and

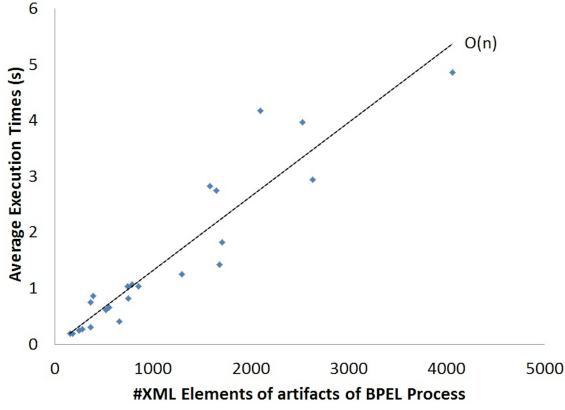


Figure 7: Performance of “BPELanon”

was calculated as defined by Equation 1.

$$\begin{aligned}
 \sum_{\{XMLElements\}} e = & \\
 (\sum_{i \in \{BPEL\}} XMLElement(i) \in BPEL) \forall BPEL file + & \\
 (\sum_{i \in \{BPEL\}} XMLElement(i) \in BPEL) \forall BPEL file + & \\
 (\sum_{k \in \{WSDL\}} XMLElement(k) \in WSDL) \forall WSDL file + & \\
 (\sum_{l \in \{XSD\}} XMLElement(l) \in XSD) \forall XSD file + & \\
 \sum_{j \in \{DD\}} XMLElement(j) \in DeploymentDescriptor & \quad (1)
 \end{aligned}$$

As seen in Figure 7 more than half of the models (14) have up to 1000 XML elements while the rest span from the values 1000 - 5000 XML elements. Concerning the execution times we can see that the algorithm performs in a linear $O(n)$ complexity where n is the total number of XML elements of the BP. For lower times we can see more points on the execution time trendline. This shows that the execution time is highly related to the number of XML elements. As the BP get more complicated we can see that the points have some distance from the execution trendline. This indicates that the XML elements are not the only factor affecting the execution times. We suspect that the structure of the BP, the total number of files to access, and the total number of the applied replacements also play a role to the performance. However, this assumption needs more data and was left for future work.

6 RELATED WORK

Cloud computing has introduced even more privacy issues, prompting researchers and companies to focus and propose ways to tackle these issues. Some of these issues have been resolved through the use of

anonymization of data, Web Services or BP. [Sedayao, 2012] discuss data anonymization in Cloud environments and state that “data anonymization can ease some security concerns, allowing for simpler demilitarized zone and security provisioning and enabling more secure cloud computing”. [Zhang et al., 2014] deal with the challenge of guaranteeing privacy on data shared in public Cloud infrastructures. They have a focus on data analysis and propose a privacy-preserving framework based on MapReduce⁴ on Cloud. Most of the approached we were able to find discuss about data anonymization and since the BP deal also with data, they can be seen as complementary to our approach.

In the field of Business Process Management we were not able to find any other approach that describes a distinct method to anonymize BP expressed in BPEL language. Nevertheless, anonymized BP are already used in existing projects. For example in [Kunze et al., 2011] anonymized models are used in a large public collection of BP, but the method followed to anonymize the BP is not discussed, and the BP in this collection are not in an executable format. Bentounsi et al. [Bentounsi et al., 2012] propose a method to publish BP on the Cloud by maintaining privacy. However, this approach is based on fragmenting the BP and sharing some parts of it. The sensitive data of the client are anonymized but the context of the fragment is maintained. Adopting this approach would not serve our goal, since we want to encourage the sharing of the complete BP while completely hiding any business information.

Towards the realization of our method the tools XMLAnonymizer [XMLAnonymizer, 2010] and XMLAnonymizerBean [SAPTechnical.COM, 2007] were found. XMLAnonymizer is a primary approach to anonymization that focuses on changing the attribute value of the XML file ([R4:NO BACKLINK INFO] partially covered). The XMLAnonymizerBean anonymizes elements and attributes by removing the namespaces of an XML file ([R3:NO NAMESPACES INFO] partially covered). Overall, these utilities partially satisfy the requirements of “BPELanon”. The “BPELanon” method is a more complex approach since it deals with all the requirements and challenges described in section 2.2.

7 CONCLUSION

In this paper we have proposed a method (“BPELanon”) for the anonymization of BPEL BP, that can be valuable when sharing BP on the Cloud,

⁴<http://research.google.com/archive/mapreduce.html>

where privacy of personal data, and competitive assets are an open issue. The anonymization of a BPEL BP can be complex due to the numerous artifacts that comprise the BP, and the dependencies that exist among these files. For anonymization of a BP one needs to know the critical elements that need anonymization, and the dependencies between the participating artifacts, in order to track down the sequences of changes that need to be applied. We validated both the method and the tool through case studies of an artificial BP and a real-world BP. We evaluated the method's performance through 24 real-world BP conducted in the scope of research projects.

In future work we will investigate what is the impact of anonymization to the BPEL BP life-cycle and the ways that data and data dependent decisions are influenced by anonymization. For the complete anonymization of a BP we need to combine it or implement also methodologies for Web Service and Data anonymization. It is then essential that the first release of the complete "BPELanon" will then be distributed to companies for evaluation and usage on public Cloud environments.

ACKNOWLEDGEMENTS

This work is funded by BenchFlow project (DACH Grant Nr. 200021E-145062/1). The authors would like to thank B. V. Tahil and N. Siddam for their contribution towards the realization.

References

- Accorsi, R. (2011). Business process as a service: Chances for remote auditing. 35th IEEE COMPSACW, pages 398–403.
- Amziani, M., Melliti, T., and Tata, S. (2012). A generic framework for service-based business process elasticity in the cloud. BPM'12, pages 194–199, Berlin, Heidelberg, Springer-Verlag.
- Anstett, T., Leymann, F., Mietzner, R., and Strauch, S. (2009). Towards bpel in the cloud: Exploiting different delivery models for the execution of business processes. ICWS'09, pages 670–677. IEEE Computer Society.
- Apache Software Foundation (2013). Creating a process. <http://ode.apache.org/creating-a-process.html>.
- Bentounsi, M., Benbernou, S., Deme, C. S., and Atallah, M. J. (2012). Anonyfrag: An anonymization-based approach for privacy-preserving bpaas. Cloud-I '12, pages 9:1–9:8, New York, NY, USA. ACM.
- Chow, R., Golle, P., Jakobsson, M., Shi, E., Staddon, J., Ma-suoka, R., and Molina, J. (2009). Controlling data in the cloud: Outsourcing computation without outsourcing control. CCSW '09, pages 85–90, New York, NY, USA. ACM.
- Doelitzscher, F., Reich, C., and Sulistio, A. (2010). Designing cloud services adhering to government privacy laws. CIT '10, pages 930–935.
- Federal Ministry of Justice (1990). German Federal Data Protection Law.
- Hahn, M., Sáez, S. G., Andrikopoulos, V., Karastoyanova, D., and Leymann, F. (2014). SCE^{MT}: A Multi-tenant Service Composition Engine. SOCA'14, pages 89–96. IEEE Computer Society.
- Jansen, W. (2011). Cloud hooks: Security and privacy issues in cloud computing. HICSS '11, pages 1–10.
- Ko, S. Y., Jeon, K., and Morales, R. (2011). The hybrex model for confidentiality and privacy in cloud computing. HotCloud'11, pages 8–8, Berkeley, CA, USA. USENIX Association.
- Kunze, M., Luebbe, A., Weidlich, M., and Weske, M. (2011). Towards understanding process modeling – the case of the bpm academic initiative. volume 95 of *BPMN 2011*, pages 44–58. Springer Berlin Heidelberg.
- RightScale (2014). 2014 state of the cloud report from rightscale. <http://www.rightscale.com/lp/2014-state-of-the-cloud-report>.
- SAPTechnical.COM (2007). Xml anonymizer bean in communication channel to remove namespace prefix in xml payload. <http://www.saptechnical.com/Tutorials/XI/XMLPayload/Index.htm>.
- Sedayao, J. (2012). Enhancing cloud security using data anonymization. Intel IT, IT@ Intel White Paper. IT Best Practices, Cloud Computing and Information Security.
- Skouradaki, M., Roller, D., Pautasso, C., and Leymann, F. (2014). BPELanon: Anonymizing BPEL processes. ZEUS '14, pages 9–15.
- Strauch, S., Breitenbücher, U., Kopp, O., Leymann, F., and Unger, T. (2012). Cloud Data Patterns for Confidentiality. CLOSER '12, pages 387–394. SciTePress.
- Wang, M., Bandara, K. Y., and Pahl, C. (2010). Process as a service. IEEE SCC '10, pages 578–585. IEEE Computer Society.
- WinEdt (2000). WinEdt Dictionaries. <http://www.winedt.org/Dict/>.
- XMLanonymizer (2010). XMLanonymizer - utility to anonymize data of an xml file. <https://code.google.com/p/xmlanonymizer/>.
- Zhang, X., Liu, C., Nepal, S., Yang, C., and Chen, J. (2014). Privacy preservation over big data in cloud systems. Security, Privacy and Trust in Cloud Systems, pages 239–257. Springer Berlin Heidelberg.